



Carestation Insights OR Workflow App



CHALLENGE

Operating Room delays can cost over \$60 per minute.¹



SOLUTION

Real-time visibility into case phase without the need for data entry from the OR.



OUTCOME

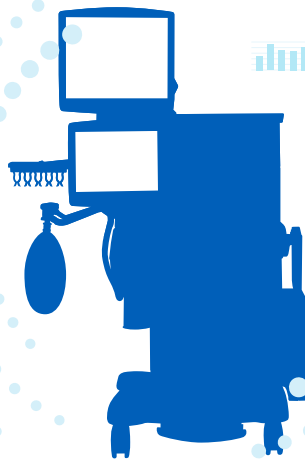
Helps identify how to prioritize room turnover, ensure bed in the PACU is ready, and visibility to where patients are in the case.

Workflow and scheduling issues can reduce OR utilization by 10% per year.² But when the most advanced systems rely on manual entry of data, or still require manual communication steps like a page or a phone call, there remain too many variables that are error prone and can slow you down.

Carestation™ Insights OR Workflow App harnesses high fidelity data from the GE anesthesia machine without the need to manually enter data. Using cloud-based analytics, case phase and OR status can now be algorithmically determined and displayed on any of your personal devices.



Visibility to prioritize OR turnover



Operating Room
Anesthesia Delivery System

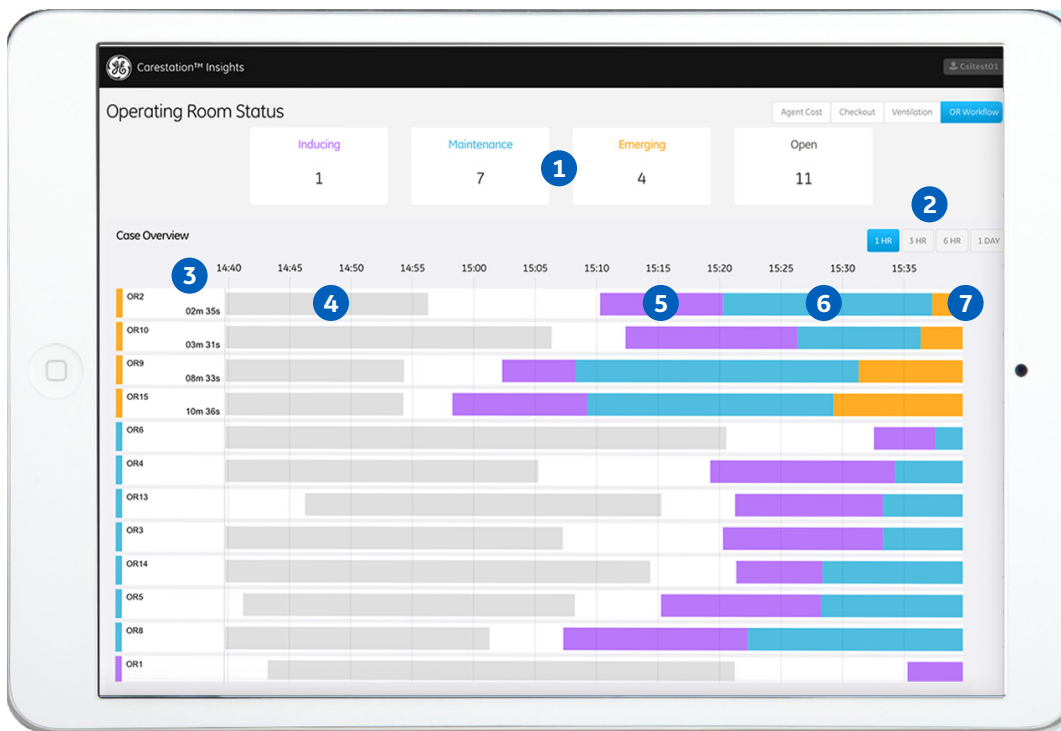


Visibility to prepare for next PACU patient

1. Improving the economy of surgical services, Part 4. Strate, Cody. The Cost of a Lost Minute in the OR. Jun 22, 2018. <https://www.accessfem.com/blog/the-cost-of-a-lost-minute-in-the-or>

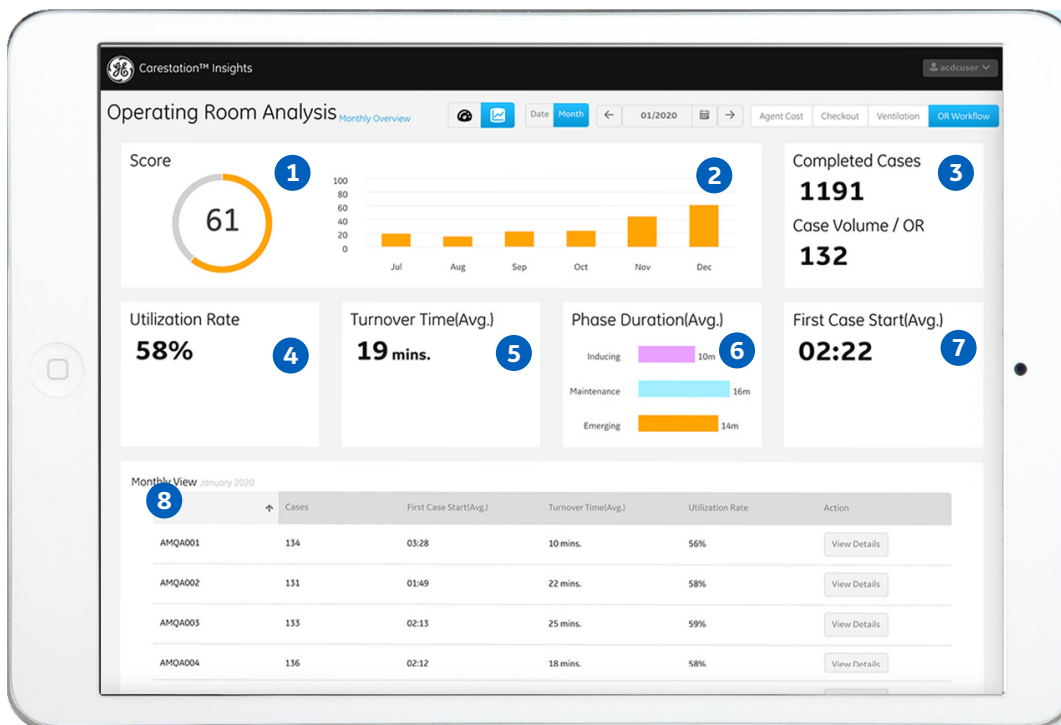
2. NHS Institute for Innovation and Improvement. The Productive Operating Theatre. http://www.institute.nhs.uk/images/documents/Quality_and_alue/Productive%20Operating%20Theatre/Finance%20leaflet.pdf

Operating Room Status: Live view into OR case phase



1. Current phase and status summary of connected operating rooms.
2. Timeframe to view current operating room status in graphical form.
3. Emerging rooms sorted automatically to the top of the list with a timer showing current length of the emergence phase.
4. Timeframe for completed cases shown in grey.
5. Timeframe for current case in induction phase shown in purple.
6. Timeframe for current case in maintenance phase shown in blue.
7. Time frame for current case in emergence phase shown in orange.

Operating Room Analysis: OR Efficiency Scorecard



1. Single efficiency score customized for the sites targets and goals.
2. Efficiency score tracked over time.
3. Total number of completed cases and cases per OR.
4. Utilization rate of machines.
5. Average turnover time between cases.
6. Duration of phases for all the cases.
7. Average first case start time.
8. Individual operating room characteristics.



© 2020 General Electric Company - All rights reserved.

GE Healthcare reserves the right to make changes in specifications and features shown herein, or discontinue the product described at any time without notice or obligation. Contact your GE Healthcare representative for the most current information. GE, the GE Monogram and Carestation are trademarks of General Electric Company. GE Healthcare, a division of General Electric Company. GE Medical Systems, Inc., doing business as GE Healthcare.

JB76464XX March 2020